

GAMING REVENUE REPORT -- FYTD 2023

	Rhythm City Casino	Riverside Casino and Golf Resort	Wild Rose - Clinton	Wild Rose - Emmetsburg	Wild Rose - Jefferson		Totals
ADJUSTED GROSS REVENUE	\$96,483,806	\$108,015,694	\$27,640,121	\$25,969,743	\$30,614,429		\$1,469,039,807
ADMISSIONS	1,119,627	1,288,824	328,815	258,435	320,704		14,281,985
WIN PER CAPITA	\$86	\$84	\$84	\$100	\$95		\$103
CASINO SQUARE FOOTAGE	38,022	51,598	19,574	16,790	17,162		683,962
AVG DAILY WIN PER SQUARE FOOT	\$8	\$7	\$5	\$5	\$6		\$7
TABLE DROP	\$39,236,407	\$42,379,961	\$7,168,060	\$7,023,589	\$7,318,903		\$665,477,278
TABLE REVENUE	\$8,536,115	\$10,236,832	\$1,467,969	\$1,447,384	\$1,546,914		\$147,570,750
TABLE REVENUE PERCENTAGE	21.76%	24.15%	20.48%	20.61%	21.14%		22.18%
NUMBER OF TABLE GAMES	21	38	9	7	12		470
AVG DAILY WIN PER TABLE GAME	\$1,337	\$886	\$537	\$680	\$424		\$1,033
SLOT DROP	\$599,013,260	\$687,336,723	\$182,522,088	\$174,131,113	\$194,975,912		\$8,547,691,864
SLOT COIN IN	\$886,277,842	\$1,022,341,267	\$277,355,179	\$252,484,530	\$303,605,207		\$13,474,198,673
SLOT REVENUE	\$87,947,691	\$97,778,862	\$26,172,152	\$24,522,359	\$29,067,515		\$1,321,469,057
SLOT REVENUE PERCENTAGE	9.92%	9.56%	9.44%	9.71%	9.57%		9.81%
NUMBER OF SLOT MACHINES	845	899	517	487	513		14,674
AVG DAILY WIN PER SLOT MACHINE	\$342	\$358	\$167	\$166	\$186		\$296
CITY TAX	\$460,723	\$524,936	\$132,929	\$125,622	\$148,464		\$7,135,718
COUNTY TAX	\$460,723	\$524,936	\$132,929	\$125,622	\$148,464		\$7,135,718
ENDOWMENT FUND	\$737,157	\$839,897	\$212,687	\$200,996	\$237,543		\$11,417,149
STATE MISC. FUND	\$184,289	\$209,974	\$53,172	\$50,249	\$59,386		\$2,854,287
STATE TAX	\$18,034,917	\$20,598,825	\$4,925,273	\$4,628,284	\$5,542,562		\$285,106,208

IOWA RACING AND GAMING COMMISSION
FY23 THROUGH APRIL

ANNUAL REPORT

2022

Iowa Racing And Gaming Commission

1300 Des Moines St., Ste 100

Des Moines, IA 50309

IRGC.iowa.gov



Kim Reynolds, Governor

Adam Gregg, Lt. Governor

Gambling Games

Tax Receipts Per Facility

Facility Name	City Tax	County Tax	County Endowment	State Misc.	State Tax
Ameristar	\$ 914,635	\$ 914,635	\$ 1,463,417	\$ 365,854	\$ 36,192,118
Casino Queen	\$ 103,260	\$ 103,260	\$ 165,216	\$ 41,304	\$ 3,738,711
Catfish Bend	\$ 218,571	\$ 218,571	\$ 349,714	\$ 87,429	\$ 8,351,307
Diamond Jo Dubuque	\$ 365,526	\$ 365,526	\$ 584,841	\$ 146,210	\$ 14,219,183
Diamond Jo Worth	\$ 505,633	\$ 505,633	\$ 809,012	\$ 202,253	\$ 19,826,119
Grand Falls	\$ 464,091	\$ 464,091	\$ 742,545	\$ 185,636	\$ 18,166,753
Hard Rock	\$ 473,472	\$ 473,472	\$ 757,555	\$ 189,389	\$ 18,536,296
Harrah's	\$ 357,012	\$ 357,012	\$ 571,220	\$ 142,805	\$ 13,884,585
Horseshoe	\$ 1,035,369	\$ 1,035,369	\$ 1,656,591	\$ 414,148	\$ 45,101,273
Isle Bettendorf	\$ 356,783	\$ 356,783	\$ 570,853	\$ 142,713	\$ 13,881,571
Isle Waterloo	\$ 488,648	\$ 488,648	\$ 781,836	\$ 195,459	\$ 19,146,649
Lakeside	\$ 247,203	\$ 247,203	\$ 395,525	\$ 98,881	\$ 9,495,819
Prairie Meadows	\$ 1,162,211	\$ 1,162,211	\$ 1,859,538	\$ 464,885	\$ 50,671,990
Q Casino	\$ 254,731	\$ 254,731	\$ 407,569	\$ 101,892	\$ 9,787,910
Rhythm City	\$ 568,908	\$ 568,908	\$ 910,254	\$ 227,563	\$ 22,362,338
Riverside	\$ 635,925	\$ 635,925	\$ 1,017,481	\$ 254,370	\$ 25,038,411
Wild Rose Clinton	\$ 161,365	\$ 161,365	\$ 258,184	\$ 64,546	\$ 6,062,709
Wild Rose Emmetsburg	\$ 150,580	\$ 150,580	\$ 240,929	\$ 60,232	\$ 5,626,605
Wild Rose Jefferson	\$ 174,815	\$ 174,815	\$ 279,704	\$ 69,926	\$ 6,596,589

Sports Wagering

Taxes Per Facility

Facility Name	State Tax
Ameristar	\$653,140
Casino Queen	\$8,478
Catfish Bend	\$314,319
Diamond Jo Dubuque	\$3,155,240
Diamond Jo Worth	\$1,683,740
Grand Falls	\$174,180
Hard Rock	\$105,327
Harrah's	\$223,510
Horseshoe	\$433,493
Isle Bettendorf	\$290,961
Isle Waterloo	\$371,688
Lakeside	\$52,193
Prairie Meadows	\$954,772
Q Casino	\$45,352
Rhythm City	\$72,194
Riverside	\$83,916
Wild Rose Clinton	\$1,056,769
Wild Rose Emmetsburg	\$893,373
Wild Rose Jefferson	\$1,362,025

Interesting Facts

- A U.S. Supreme Court ruling struck down the federal Professional and Amateur Sports Protection Act in 2018, paving the way for states to legalize sports wagering.
- Iowa passed legislation to legalize sports wagering in the 2019 session.
- The first sports wagers were accepted in Iowa on August 15, 2019.
- Since then, sports wagering has generated more than \$21 million in tax revenue for Iowa.

ANNUAL REPORT

2021

Iowa Racing And Gaming Commission

1300 Des Moines St., Ste 100

Des Moines, IA 50309



Kim Reynolds, Governor

Adam Gregg, Lt. Governor

Gambling Games

Tax Receipts Per Facility

Facility Name	City Tax	County Tax	County Endowment	State Misc.	State Tax
Ameristar	\$ 900,704	\$ 900,704	\$ 1,441,127	\$ 360,282	\$ 35,625,448
Casino Queen	\$ 102,345	\$ 102,345	\$ 163,752	\$ 40,938	\$ 3,690,698
Catfish Bend	\$ 232,247	\$ 232,247	\$ 371,596	\$ 92,899	\$ 8,887,292
Diamond Jo Dubuque	\$ 381,882	\$ 381,882	\$ 611,012	\$ 152,753	\$ 14,868,705
Diamond Jo Worth	\$ 519,857	\$ 519,857	\$ 831,772	\$ 207,943	\$ 20,389,180
Grand Falls	\$ 437,694	\$ 437,694	\$ 700,310	\$ 175,078	\$ 17,103,939
Hard Rock	\$ 479,748	\$ 479,748	\$ 767,596	\$ 191,899	\$ 18,783,348
Harrah's	\$ 360,156	\$ 360,156	\$ 576,250	\$ 144,062	\$ 14,000,358
Horseshoe	\$ 1,017,369	\$ 1,017,369	\$ 1,627,790	\$ 406,948	\$ 44,299,542
Isle Bettendorf	\$ 377,083	\$ 377,083	\$ 603,333	\$ 150,834	\$ 14,678,594
Isle Waterloo	\$ 498,494	\$ 498,494	\$ 797,591	\$ 199,398	\$ 19,534,580
Lakeside	\$ 259,533	\$ 259,533	\$ 415,253	\$ 103,813	\$ 9,982,588
Prairie Meadows	\$ 1,122,574	\$ 1,122,574	\$ 1,796,118	\$ 449,030	\$ 48,926,124
Q Casino	\$ 267,657	\$ 267,657	\$ 428,250	\$ 107,063	\$ 10,301,502
Rhythm City	\$ 585,685	\$ 585,685	\$ 937,096	\$ 234,274	\$ 23,025,497
Riverside	\$ 626,526	\$ 626,526	\$ 1,002,442	\$ 250,611	\$ 24,657,515
Wild Rose Clinton	\$ 170,676	\$ 170,676	\$ 273,081	\$ 68,270	\$ 6,423,977
Wild Rose Emmetsburg	\$ 150,621	\$ 150,621	\$ 240,994	\$ 60,249	\$ 5,620,630
Wild Rose Jefferson	\$ 178,401	\$ 178,401	\$ 285,441	\$ 71,361	\$ 6,731,901

Sports Wagering

Taxes Per Facility

Facility Name	State Tax
Ameristar	\$ 649,968
Casino Queen	\$ 6,590
Catfish Bend	\$ 353,090
Diamond Jo Dubuque	\$ 1,477,375
Diamond Jo Worth	\$ 1,199,688
Grand Falls	\$ 190,322
Hard Rock	\$ 129,070
Harrah's	\$ 106,870
Horseshoe	\$ 381,232
Isle Bettendorf	\$ 283,014
Isle Waterloo	\$ 188,884
Lakeside	\$ 215,402
Prairie Meadows	\$ 903,200
Q Casino	\$ 51,360
Rhythm City	\$ 128,591
Riverside	\$ 142,771
Wild Rose Clinton	\$ 663,487
Wild Rose Emmetsburg	\$ 578,540
Wild Rose Jefferson	\$ 983,092

Interesting Facts

- 2021 was the first year each casino in Iowa offered sports wagering.
- Casino Queen was the last licensee to offer sports wagering. Their retail & online operations began in the last quarter of 2021.
- Wild Rose Jefferson is the only licensee to have three ADSW partners at the end of 2021, which is the maximum allowed by the state of Iowa.
- Additional ADSW operators are expected to become licensed in 2022.

ANNUAL REPORT

2020

Iowa Racing And Gaming Commission

1300 Des Moines St., Ste 100

Des Moines, IA 50309



Kim Reynolds, Governor

Adam Gregg, Lt. Governor

Gambling Games

Tax Receipts Per Facility

Facility Name	City Tax	County Tax	County Endowment	State Misc.	State Tax
Ameristar	\$ 607,325	\$ 607,325	\$ 971,721	\$ 242,930	\$ 23,883,022
Casino Queen	\$ 68,132	\$ 68,132	\$ 109,011	\$ 27,253	\$ 2,315,300
Catfish Bend	\$ 157,755	\$ 157,755	\$ 252,408	\$ 63,102	\$ 5,900,207
Diamond Jo Dubuque	\$ 252,632	\$ 252,632	\$ 404,211	\$ 101,053	\$ 9,695,287
Diamond Jo Worth	\$ 332,083	\$ 332,083	\$ 531,333	\$ 132,833	\$ 12,873,328
Grand Falls	\$ 270,999	\$ 270,999	\$ 433,599	\$ 108,400	\$ 10,429,984
Hard Rock	\$ 310,216	\$ 310,216	\$ 496,346	\$ 124,086	\$ 11,998,650
Harrah's	\$ 190,733	\$ 190,733	\$ 305,172	\$ 76,293	\$ 7,219,326
Horseshoe	\$ 663,122	\$ 663,122	\$ 1,059,396	\$ 266,848	\$ 28,707,384
Isle Bettendorf	\$ 245,252	\$ 245,252	\$ 392,403	\$ 98,101	\$ 9,400,075
Isle Waterloo	\$ 312,688	\$ 312,688	\$ 500,301	\$ 125,075	\$ 12,097,545
Lakeside	\$ 181,715	\$ 181,715	\$ 290,744	\$ 72,686	\$ 6,858,599
Prairie Meadows	\$ 728,034	\$ 728,034	\$ 1,164,854	\$ 291,213	\$ 31,563,481
Q Casino	\$ 188,331	\$ 188,331	\$ 301,330	\$ 75,332	\$ 7,123,252
Rhythm City	\$ 382,588	\$ 382,588	\$ 612,140	\$ 153,035	\$ 14,893,511
Riverside	\$ 408,540	\$ 408,540	\$ 653,664	\$ 163,416	\$ 15,931,614
Wild Rose Clinton	\$ 122,480	\$ 122,480	\$ 195,968	\$ 48,992	\$ 4,489,220
Wild Rose Emmetsburg	\$ 94,306	\$ 94,306	\$ 150,890	\$ 37,723	\$ 3,362,274
Wild Rose Jefferson	\$ 114,852	\$ 114,852	\$ 183,764	\$ 45,941	\$ 4,184,111

Sports Wagering

Taxes Per Facility

Facility Name	State Tax
Ameristar	\$ 290,246
Casino Queen	\$ 0
Catfish Bend	\$ 64,656
Diamond Jo Dubuque	\$ 152,454
Diamond Jo Worth	\$ 313,168
Grand Falls	\$ 96,852
Hard Rock	\$ 70,786
Harrah's	\$ 13,943
Horseshoe	\$ 147,692
Isle Bettendorf	\$ 93,790
Isle Waterloo	\$ 207,448
Lakeside	\$ 65,498
Prairie Meadows	\$ 720,001
Q Casino	\$ 37,975
Rhythm City	\$ 87,510
Riverside	\$ 180,940
Wild Rose Clinton	\$ 70,981
Wild Rose Emmetsburg	\$ 44,201
Wild Rose Jefferson	\$ 200,711

Interesting Facts

- 2020 was the first full year of sports wagering in Iowa.
- Casino Queen has a null amount because it did not accept wagers in 2020.
- As of December 31, 2020, there are a total of 11 retail sports and ADSW operators.
- More ADSW operators are expected to become licensed in 2021.
- As of January 01, 2021, patrons may register an ADSW account without visiting a licensed casino or racetrack.

ANNUAL REPORT

2019

Iowa Racing And Gaming Commission

1300 Des Moines St., Ste 100

Des Moines, IA 50309



Kim Reynolds, Governor

Adam Gregg, Lt. Governor

Gambling Games

Tax Receipts per Facility

Facility Name	City Tax	County Tax	County Endowment	State Misc.	State Tax
Ameristar	\$ 795,674	\$ 795,674	\$ 1,273,079	\$ 318,270	\$ 31,416,969
Casino Queen	\$ 106,904	\$ 106,904	\$ 171,047	\$ 42,762	\$ 3,866,186
Catfish Bend	\$ 198,411	\$ 198,411	\$ 317,458	\$ 79,365	\$ 7,526,470
Diamond Jo Dubuque	\$ 354,268	\$ 354,268	\$ 566,829	\$ 141,707	\$ 13,760,729
Diamond Jo Worth	\$ 423,450	\$ 423,450	\$ 677,520	\$ 169,380	\$ 16,528,003
Grand Falls	\$ 316,841	\$ 316,841	\$ 504,093	\$ 129,588	\$ 12,263,630
Hard Rock	\$ 384,502	\$ 384,502	\$ 615,204	\$ 153,801	\$ 14,970,085
Harrah's	\$ 359,291	\$ 359,291	\$ 574,866	\$ 143,716	\$ 13,961,658
Horseshoe	\$ 864,803	\$ 864,803	\$ 1,383,684	\$ 345,921	\$ 37,581,324
Isle Bettendorf	\$ 316,404	\$ 316,404	\$ 506,246	\$ 126,562	\$ 12,246,164
Isle Waterloo	\$ 417,406	\$ 417,406	\$ 667,849	\$ 166,962	\$ 16,286,238
Lakeside	\$ 248,464	\$ 248,464	\$ 397,542	\$ 99,385	\$ 9,528,559
Prairie Meadows	\$ 1,041,436	\$ 1,041,436	\$ 1,666,298	\$ 416,575	\$ 45,353,209
Q Casino	\$ 248,658	\$ 248,658	\$ 397,854	\$ 99,463	\$ 9,536,348
Rhythm City	\$ 374,199	\$ 374,199	\$ 598,718	\$ 149,679	\$ 14,557,954
Riverside	\$ 464,614	\$ 464,614	\$ 743,383	\$ 185,846	\$ 18,174,583
Wild Rose Clinton	\$ 147,098	\$ 147,098	\$ 235,356	\$ 58,839	\$ 5,473,914
Wild Rose Emmetsburg	\$ 134,344	\$ 134,344	\$ 214,951	\$ 53,738	\$ 4,963,787
Wild Rose Jefferson	\$ 143,449	\$ 143,449	\$ 229,519	\$ 57,380	\$ 5,327,988

Sports Wagering

Taxes Per Facility

Facility Name	State Tax
Ameristar	\$ 145,364
Casino Queen	\$ 0
Catfish Bend	\$ 20,742
Diamond Jo Dubuque	\$ 38,493
Diamond Jo Worth	\$ 111,265
Grand Falls	\$ 50,820
Hard Rock	\$ 34,061
Harrah's	\$ 48,243
Horseshoe	\$ 90,284
Isle Bettendorf	\$ 47,290
Isle Waterloo	\$ 104,361
Lakeside	\$ 45,078
Prairie Meadows	\$ 409,099
Q Casino	\$ 31,758
Rhythm City	\$ 36,165
Riverside	\$ 78,050
Wild Rose Clinton	\$ 5,273
Wild Rose Emmetsburg	\$ 3,490
Wild Rose Jefferson	\$ 4,012

Interesting Facts:

- Wagering on sports began on August 15, 2019.
- Casino Queen has a null amount because it did not accept wagers in 2019.
- As of December 31, 2019, the number of sports wagering licensees is still expanding.



ANNUAL REPORT
2018

Iowa Racing and Gaming Commission

Tax Receipts

Facilities	Ameristar II	Casino Queen	Catfish Bend	Diamond Jo Dubuque	Diamond Jo Worth
City Tax	\$845,707	\$116,525	\$198,480	\$345,510	\$425,070
County Tax	\$845,707	\$116,525	\$198,480	\$345,510	\$425,070
Endowment	\$1,353,131	\$186,439	\$317,569	\$552,816	\$680,113
State Misc.	\$338,238	\$46,610	\$79,392	\$138,204	\$170,028
Gaming Tax	\$33,418,285	\$4,250,998	\$7,529,232	\$13,410,414	\$16,592,832

Facilities	Grand Falls Casino	Hard Rock Casino	Harrah's Casino & Hotel	Horseshoe Casino	Isle Casino Hotel Waterloo
City Tax	\$294,292	\$389,164	\$356,609	\$863,070	\$421,750
County Tax	\$294,292	\$389,164	\$356,609	\$863,070	\$421,750
Endowment	\$470,866	\$622,662	\$570,574	\$1,380,912	\$674,801
State Misc.	\$117,717	\$155,666	\$142,644	\$345,228	\$168,700
Gaming Tax	\$11,361,671	\$15,156,568	\$13,854,373	\$37,505,084	\$16,460,025

Facilities	Isle of Capri Bettendorf	Lakeside Casino	Prairie Meadows	Q Casino	Rhythm City Casino
City Tax	\$345,606	\$230,067	\$1,031,608	\$248,368	\$342,598
County Tax	\$345,606	\$230,067	\$1,031,608	\$248,368	\$342,598
Endowment	\$552,970	\$368,107	\$1,650,572	\$397,389	\$548,158
State Misc.	\$138,243	\$92,027	\$412,643	\$99,347	\$137,039
Gaming Tax	\$13,414,270	\$8,792,691	\$44,920,741	\$9,524,734	\$13,293,950

Facilities	Riverside Casino and Golf Resort	Wild Rose – Clinton	Wild Rose – Emmetsburg	Wild Rose – Jefferson
City Tax	\$435,236	\$148,533	\$140,545	\$143,972
County Tax	\$435,236	\$148,533	\$140,545	\$143,972
Endowment	\$696,378	\$237,652	\$224,871	\$230,356
State Misc.	\$174,095	\$59,413	\$56,218	\$57,589
Gaming Tax	\$16,999,465	\$5,531,321	\$5,211,795	\$5,348,915

2017 Annual Report



Rich Arnold, *Chair*

Kris Kramer, *Vice Chair*

Carl Heinrich, *Commissioner*

Jeff Lamberti, *Commissioner*

Dolores Mertz, *Commissioner*

RHYTHM CITY



Davenport, IA

Gaming	2016	2017
Admissions	1,060,966	1,215,175
Slot Drop	\$360,083,827	\$441,522,473
Slot Coin In	\$511,472,561	\$618,868,323
Slot Revenue	\$48,686,131	\$59,678,845
Table Drop	\$19,391,281	\$27,818,778
Table Revenue	\$3,548,895	\$5,672,606
Adjusted Gross Revenue	\$52,235,026	\$65,351,451
City Tax	\$261,174	\$323,754
County Tax	\$261,174	\$323,754
Endowment Fund	\$417,879	\$518,007
State Miscellaneous Fund	\$104,470	\$129,502
Gaming Tax	\$10,036,977	\$12,540,183
Regulatory Fee	\$728,074	\$796,510

IOWA RACING AND GAMING COMMISSION

2016 Annual Report



Rich Arnold, *Chair*
Kris Kramer, *Vice Chair*
Carl Heinrich, *Commissioner*
Jeff Lamberti, *Commissioner*
Dolores Mertz, *Commissioner*

RHYTHM CITY CASINO, LLC



Davenport, IA

	2015	2016
Admissions	693,243	1,060,966
Slot Drop	\$296,606,094	\$360,083,827
Slot Coin In	\$452,848,372	\$511,472,561
Slot Revenue	\$41,427,126	\$48,686,131
Table Drop	\$10,895,928	\$19,391,281
Table Revenue	\$1,974,347	\$3,548,895
Adjusted Gross Revenue	\$43,401,473	\$52,235,026
City Tax	\$217,006	\$261,174
County Tax	\$217,006	\$261,174
Endowment Fund	\$347,210	\$417,879
State Miscellaneous Fund	\$86,803	\$104,470
Gaming Tax	\$8,270,267	\$10,036,977
Regulatory Fee	\$816,339	\$728,074



Scott County / City of Davenport, Iowa

Summary - Auditor's Office

Parcel ID Y0607A02
Alternate ID Y06014
Property Address 7077 ELMORE AV
 DAVENPORT
Sec/Twp/Rng N/A
Brief Tax Description RIVER 80 FIRST ADDITION Lot: 2
 (Note: Not to be used on legal documents)
Deed Book/Page
Contract Book/Page
Gross Acres 0.00
Net Acres 0.00
Adjusted CSR Pts 0
District DAD - DAVENPORT DAVENPORT
School District DAVENPORT SCHOOL
Subdivision RIVER 80 FIRST ADDITION



Owners - Auditor's Office

Deed Holder
[RHYTHM CITY CASINO LLC](#)
[7077 ELMORE AVE](#)
 DAVENPORT IA 52807
Contract Holder
Mailing Address
 RHYTHM CITY CASINO LLC
 7077 ELMORE AVE
 DAVENPORT IA 52807

DBA (Doing Business As) - Assessor's Office

RHYTHM CITY CASINO

Land - Assessor's Office

Map Area Casino
Lot Area 40.01 Acres ; 1,742,836 SF

Land Sizes Used For Assessment Purposes Only. Not A Survey Of The Property.

Commercial Buildings - Assessor's Office

Total GBA 226,728 SF
Total Units 106
Building 1: Casino, EIFS, 1 Story, Built - 2015, 55328 SF, Bsmt - 3536 SF,
 HVAC - Make-up Air Unit (Heat & AC), Roof - Rubber Membrane/Stl
Adjustments: Bsmt Fin - office, 3536 SF
 Sprinkler - concealed wet, 55328 SF
 Sprinkler - concealed wet, 3536 SF
Plumbing: 1 - Adequate

Building 2: Hotel / Motel - High Rise, (106 units), EIFS, 6 Story, Built - 2015, 15400 SF, Bsmt - 1656 SF,
 HVAC - Make-up Air Unit (Heat & AC), Roof - Rubber Membrane/Stl

	2021 Pay 2022-2023	2020 Pay 2021-2022	2019 Pay 2020-2021
= Gross Taxable Value	\$57,150,000	\$57,150,000	\$61,679,151
- Military Credit	\$0	\$0	\$0
= Net Taxable Value	\$57,150,000	\$57,150,000	\$61,679,151
x Levy Rate (per \$1000 of value)	39.64283	39.37037	39.44684
<hr/>			
= Gross Taxes Due	\$2,265,587.73	\$2,250,016.65	\$2,433,047.60
- Ag Land Credit	\$0.00	\$0.00	\$0.00
- Family Farm Credit	\$0.00	\$0.00	\$0.00
- Homestead Credit	\$0.00	\$0.00	\$0.00
- Disabled and Senior Citizens Credit	\$0.00	\$0.00	\$0.00
- Business Property Credit	(\$2,944.52)	(\$3,103.36)	(\$3,029.39)
= Net Taxes Due	\$2,262,644.00	\$2,246,914.00	\$2,430,018.00

Tax History - Treasurer's Office

Year	Due Date	Amount	Paid	Date Paid	Receipt
2021	March 2023	\$1,131,322	Yes	3/20/2023	667266
	September 2022	\$1,131,322	Yes	9/29/2022	
2020	March 2022	\$1,123,457	Yes	3/22/2022	669402
	September 2021	\$1,123,457	Yes	9/21/2021	
2019	March 2021	\$1,215,009	Yes	3/17/2021	669630
	September 2020	\$1,215,009	Yes	9/18/2020	
2018	March 2020	\$1,214,678	Yes	3/5/2020	663377
	September 2019	\$1,214,678	Yes	10/31/2019	
2017	March 2019	\$1,216,672	Yes	4/3/2019	669033
	September 2018	\$1,216,672	Yes	9/24/2018	
2016	March 2018	\$297,180	Yes	4/30/2018	660741
	September 2017	\$297,180	Yes	9/26/2017	

Special Assessments - Treasurer's Office

Project:
20200228 - Davenport Utility Fee

Accepted Date:
2/28/2020

Parcel Number:
Y0607A02

Amortization Date:
12/1/2020

Amortized Interest:
0


Number of Years:
0

Payoff:
\$0.00

Payment	Due Date	Principal Left	Tax Billed	Amortized Interest	Interest	Admin Fees	Total	Receipt Number	Date Paid	Unpaid Balance
1	9/30/2020	\$316.50	\$316.50	\$0.00	\$0.00	\$5.00	\$321.50	169435	3/17/2020	\$0.00
Total			\$316.50	\$0.00	\$0.00	\$5.00	\$321.50			\$0.00

Davenport Data Correction Feedback Form

[Link to Data Correction Feedback Form](#)



DAVENPORT FY 2023

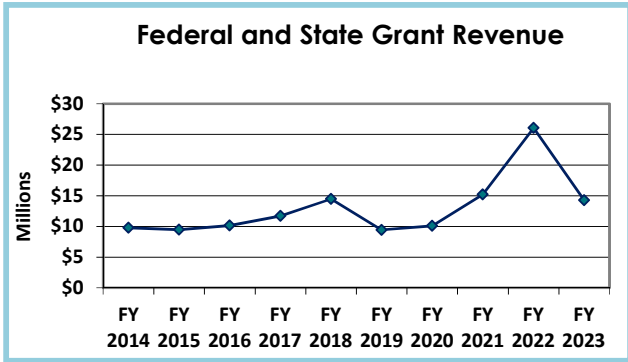
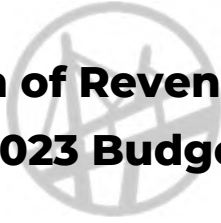
OPERATING & CAPITAL IMPROVEMENT BUDGET

July 1, 2022 - June 30, 2023



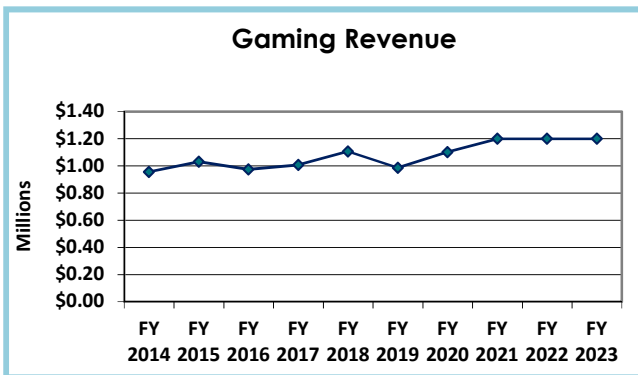
Discussion of Revenue Sources

2023 Budget



5. Gaming Operator Revenues (<1%) \$1,200,000

Davenport is home to the Rhythm City Casino and Resort. Per the city’s agreement with the company, the city receives a 2.165% tax on its adjusted gross income. The city also receives a 0.5% state shared revenue that is collected through the State of Iowa. The license for the casino is held by the Riverboat Development Authority (RDA), a non-profit organization founded in 1989. However, during FY 2017, the casino transitioned to a land-based casino which has increased gaming revenues. The current land-based operation will further enhance the gambling license held by the RDA and increase revenues to the City of Davenport.



6. Enterprise Fund Revenues (21%) \$61,497,293

The City of Davenport has 12 enterprise fund operations: sewer operations, the water pollution control plant, solid waste (garbage collection), clean water (stormwater), parking, transit (Citibus), airport, scattered sites (Section 8 Housing), the RiverCenter, transload, three golf courses, and the River’s Edge. The revenues generated from these operations are designed to completely support each respective system.

Sewer Operations

The next five years will bring approximately \$13M in Joint Use Cities costs related to improvements required by the Iowa Department of Natural Resources (IDNR) consent order to the Water Pollution Control Plant (WPCP) and the 1930’s Interceptor. To cover these costs, the city council adopted a 5% increase for FY 2023, which is the first year of the adjusted fee schedule, and will be in effect until FY 2025. This incrementally prepares the city for these improvement project costs. Beginning July 1, 2022, residential customers will see an average quarterly bill increase of \$3.56.

Solid Waste


Davenport utilizes a three-sized cart system with a corresponding fee structure. In FY 2023, all customers, regardless of cart size, will see an increase of 3% on their monthly bill amounts. Customers with small carts will see a monthly increase of \$0.41, those with medium carts will see an increase of \$0.53, and those with large

DAVENPORT

FY 2022

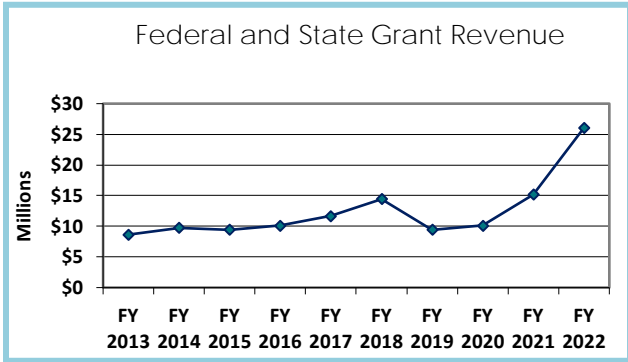

OPERATING & CAPITAL IMPROVEMENT BUDGET

July 1, 2021- June 30, 2022



Discussion of Revenue Sources

2022 Budget



5. Gaming Operator Revenues (<1%) \$1,200,000

Davenport is home to the Rhythm City Casino and Resort. Per the city’s agreement with the company, the city receives a 2.165% tax on its adjusted gross income. The city also receives a 0.5% state shared revenue that is collected through the State of Iowa. The license for the casino is held by the Riverboat Development Authority (RDA), a non-profit organization founded in 1989. However, during FY 2017, the casino transitioned to a land-based casino which has increased gaming revenues. The current land-based operation will further enhance the gambling license held by the RDA and increase revenues to the City of Davenport.



6. Enterprise Fund Revenues (21%) \$60,203,158

The City of Davenport has 12 enterprise fund operations: sewer operations, the water pollution control plant, solid waste (garbage collection), clean water (stormwater), parking, transit (Citibus), airport, scattered sites (Section 8 Housing), the RiverCenter, transload, three golf courses, and the River’s Edge. The revenues generated from these operations are designed to completely support each respective system.

Sewer Operations

The next five years will bring approximately \$15M in Joint Use Cities costs related to improvements required by the Iowa Department of Natural Resources (IDNR) consent order to the Water Pollution Control Plant (WPCP) and the 1930’s Interceptor. To cover these costs, the city council adopted a 7% increase for FY 2022, which is the last year of the fee schedule. Furthermore, a rate study is underway to determine the rates for future years. This incrementally prepares the city for these improvement project costs. Beginning July 1, 2021, residential customers will see an average quarterly bill increase of \$9.39.

Solid Waste

Davenport utilizes a three-sized cart system with a corresponding fee structure. In FY 2022, all customers, regardless of cart size, will see an increase of 3% on their monthly bill amounts. Customers with small carts will see a monthly increase of \$0.40, those with medium carts will see an increase of \$0.51, and those with large



FY 2021

Operating & Capital Improvement Budget

July 1, 2020 - June 30, 2021

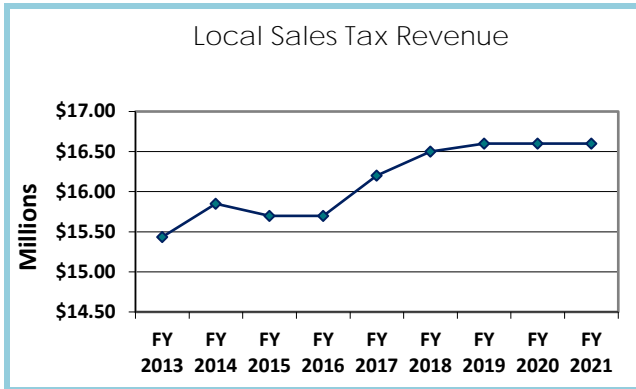
City of Davenport, Iowa



Discussion of Revenue Sources

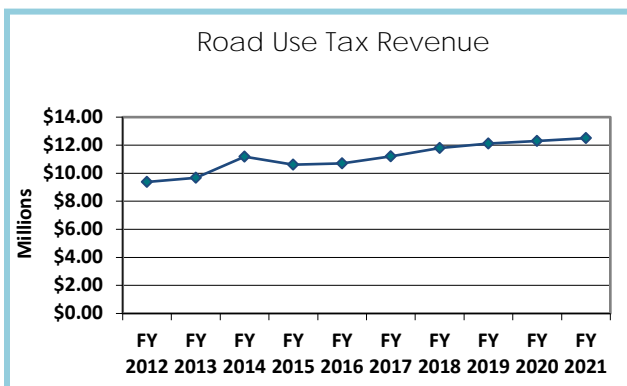
2021 Budget

low property tax rate related to debt service relief.



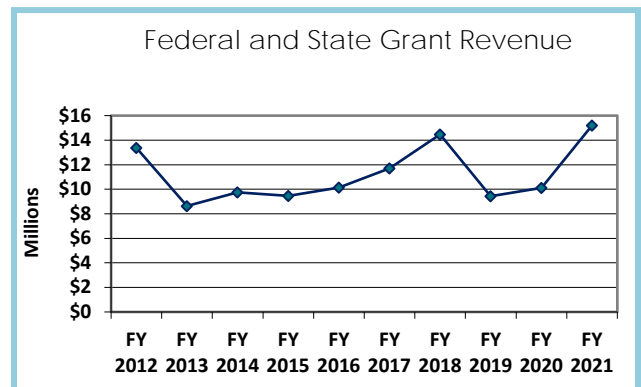
3. Road Use Tax (4.4%) \$12,500,000

The city receives road use tax revenue from the State of Iowa. The revenue is accumulated through motor vehicle registration fees, motor vehicle fuel taxes, an excise tax imposed on the rental of automobiles, and a use tax on trailers. The amount remitted to the city is based on a budgeted per capita rate provided by the Department of Transportation. The allowable uses of road use tax revenue are set by the State of Iowa and limited to any purposes related to construction, maintenance, and supervision of public streets.



4. Federal and State Grants (5.3%) \$15,195,651

The city is a recipient of a variety of federal and state grants. The larger grants include the Community Development Block Grant (CDBG) (\$2.5 million), federal and state transit grants (\$2.1 million), the Section 8 Housing Grant (\$4.2 million), and the HOME Investment Partnership Grant (\$2.0 million). These grants provide for a wide range of services directly assisting Davenport residents and communities, most of which are managed through the Community and Economic Development Department.



5. Gaming Operator Revenues (<1%) \$1,101,000

Davenport is home to the Rhythm City Casino and Resort. Per the city's agreement with the company, the city receives a 2.165% tax on its adjusted gross income. The city also receives a 0.5% state shared revenue that is collected through the State of Iowa. The license for the casino is held by the Riverboat Development

FY 2020

OPERATING & CAPITAL IMPROVEMENT BUDGET

JULY 1, 2019 - JUNE 30, 2020

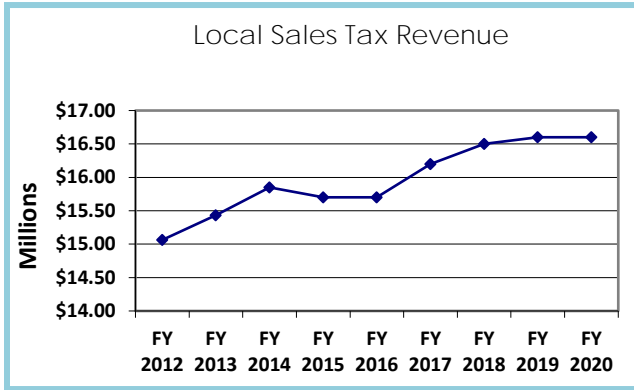


CITY OF DAVENPORT
IOWA





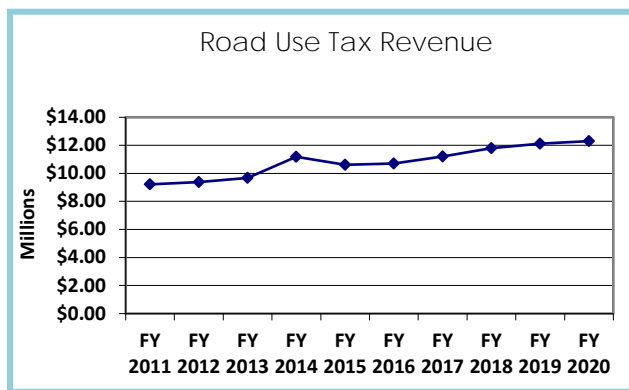
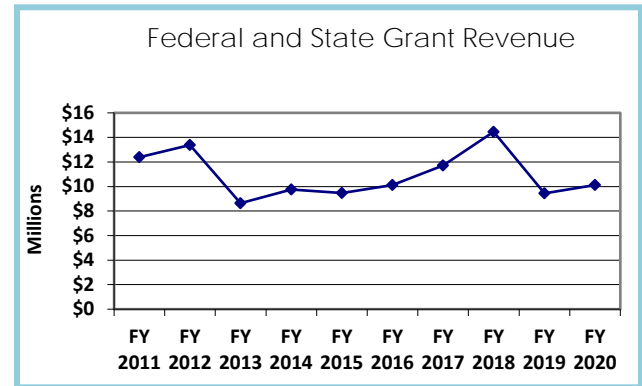
Discussion of Revenue Sources 2020 Budget



Community Development Block Grant (CDBG) (\$2.2 million), federal and state transit grants (\$1.1 million), the Section 8 Housing Grant (\$3.8 million), and the HOME Investment Partnership Grant (\$2.0 million). These grants provide for a wide range of services directly assisting Davenport residents and communities, most of which are managed through the Community Planning and Economic Development Department.

3. Road Use Tax (5.3%) \$12,300,000

The city receives road use tax revenue from the State of Iowa. The revenue is accumulated through motor vehicle registration fees, motor vehicle fuel taxes, an excise tax imposed on the rental of automobiles, and a use tax on trailers. The amount remitted to the city is based on a budgeted per capita rate provided by the Department of Transportation. The allowable uses of road use tax revenue are set by the State of Iowa and limited to any purposes related to construction, maintenance, and supervision of public streets.



5. Gaming Operator Revenues (<1%) \$1,101,000

Davenport is home to the Rhythm City Casino and Resort. Per the city's agreement with the company, the city receives a 2.165% tax on its adjusted gross income. The city also receives a 0.5% state shared revenue that is collected through the State of Iowa. The license for the casino is held by the Riverboat Development Authority (RDA), a non-profit organization founded in 1989. However, during FY 2017, the casino transitioned to a land-based casino which has increased gaming revenues. The current land-based operation will further enhance the gambling license held by the RDA and increase revenues to the City of Davenport.

4. Federal and State Grants (4.4%) \$10,115,246


The city is a recipient of a variety of federal and state grants. The larger grants include the



CITY OF DAVENPORT

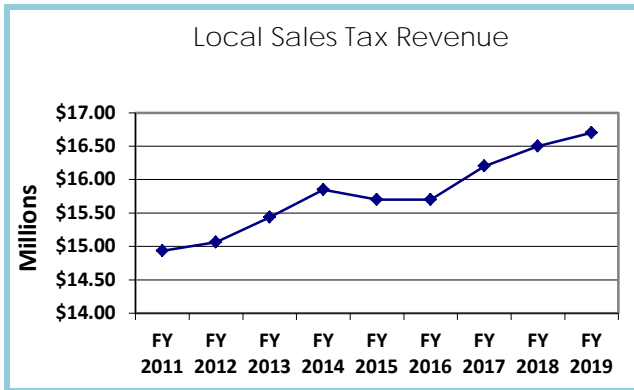
FY 2019

Operating & Capital Improvement Budget



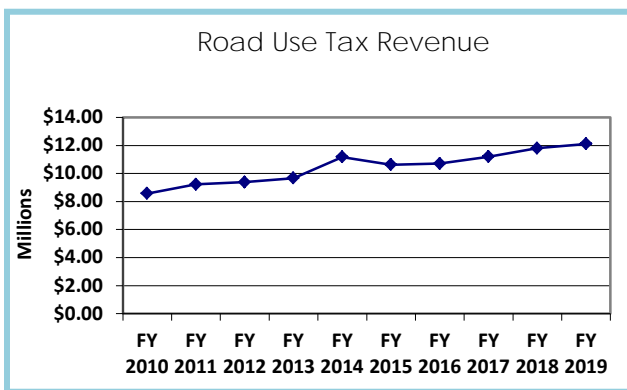


Discussion of Revenue Sources 2019 Budget



3. Road Use Tax (5%) \$12,110,000

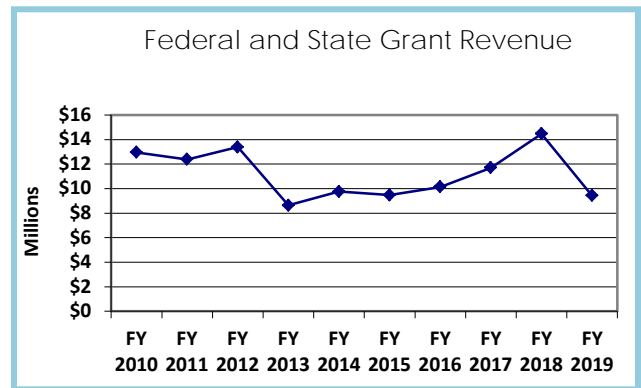
The city receives road use tax revenue from the State of Iowa. The revenue is accumulated through motor vehicle registration fees, motor vehicle fuel taxes, an excise tax imposed on the rental of automobiles, and a use tax on trailers. The amount remitted to the city is based on a budgeted per capita rate provided by the Department of Transportation. The allowable uses of road use tax revenue are set by the State of Iowa and limited to any purposes related to construction, maintenance, and supervision of public streets.



4. Federal and State Grants (4%) \$9,427,450

The city is a recipient of a variety of federal and state grants. The larger grants include the

Community Development Block Grant (CDBG) (\$2.6 million), federal and state transit grants (\$1.8 million), the Section 8 Housing Grant (\$3.8 million), and the HOME Investment Partnership Grant (\$1.3 million). These grants provide for a wide range of services directly assisting Davenport residents and communities, most of which are managed through the Community Planning and Economic Development Department.



5. Gaming Operator Revenues (<1%) \$986,000


Davenport is home to the Rhythm City Casino and Resort. Per the city's agreement with the company, the city receives a 2.165% tax on its adjusted gross income. The city also receives a 0.5% state shared revenue that is collected through the State of Iowa. The license for the casino is held by the Riverboat Development Authority (RDA), a non-profit organization founded in 1989. However, during FY 2017, the casino transitioned to a land-based casino which is anticipated to increase revenue. The city anticipates that a land-based operation will further enhance the gambling license held by the RDA and increase revenues to the City of Davenport.



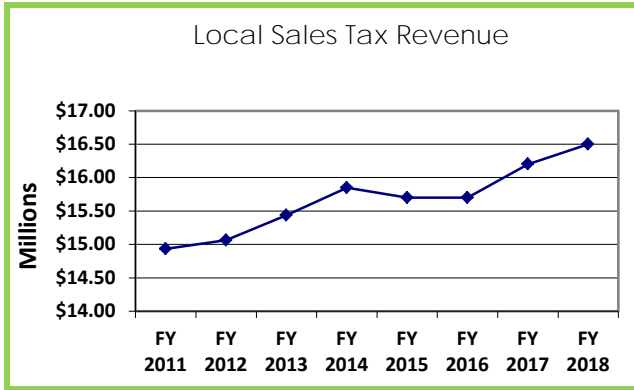
CITY OF DAVENPORT

— FY 2018 —

Operating & Capital Improvement Budget



Discussion of Revenue Sources 2018 Budget



3. Road Use Tax (5%) \$11,800,000

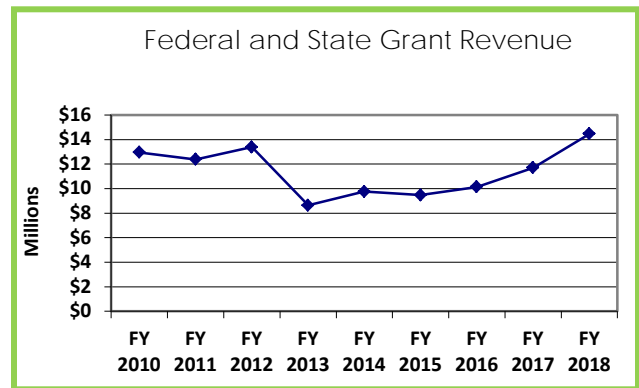
The city receives road use tax revenue from the State of Iowa. The revenue is accumulated through motor vehicle registration fees, motor vehicle fuel taxes, an excise tax imposed on the rental of automobiles, and a use tax on trailers. The amount remitted to the city is based on a budgeted per capita rate provided by the Department of Transportation. The allowable uses of road use tax revenue are set by the State of Iowa and limited to any purposes related to construction, maintenance, and supervision of public streets.



4. Federal and State Grants (6%) \$14,457,869



The city is a recipient of a variety of federal and state grants. The larger grants include the

Community Development Block Grant (CDBG) (\$2.1 million), federal and state transit grants (\$1.9 million), the Section 8 Housing Grant (\$3.8 million), and the HOME Investment Partnership Grant (\$1.3 million). These grants provide for a wide range of services directly assisting Davenport residents and communities, most of which are managed through the Community Planning and Economic Development Department.



5. Gaming Operator Revenues (<1%) \$1,106,000

Davenport is home to the Rhythm City Casino and Resort. Per the city's agreement with the company, the city receives a 2.165% tax on its adjusted gross income. The city also receives a 0.5% state shared revenue that is collected through the State of Iowa. The license for the casino is held by the Riverboat Development Authority (RDA), a non-profit organization founded in 1989. However, during FY 2017, the casino transitioned to a land-based casino which is anticipated to increase revenue. The city anticipates that a land-based operation will further enhance the gambling license held by the RDA and increase revenues to the City of Davenport.



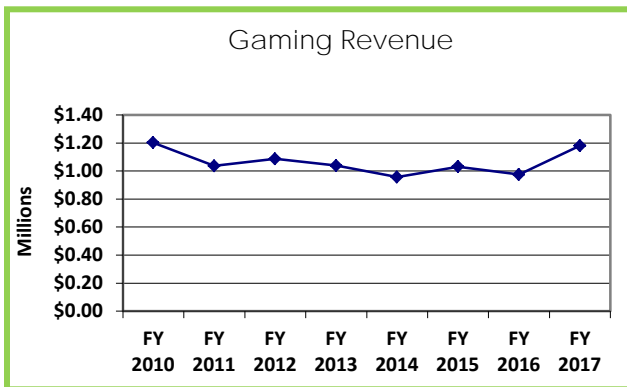
BUDGET FY2017

Operating & Capital Improvement Budget
City of Davenport, Iowa

Discussion of Revenue Sources 2017 Budget



non-profit organization founded in 1989. However, during FY 2017, the boat will leave and gambling will transition to a land-based casino which is anticipated to increase revenue. The FY 2017 Budget projection for this revenue is \$1,180,000. The city anticipates that a land-based operation will further enhance the gambling license held by the RDA and increase revenues to the City of Davenport once in operation.



and commercial customers will see fee increases of 5%. Beginning July 1, 2016, residential customers will see an average quarterly bill increase of \$5.06.

solid waste

Davenport utilizes a three-sized cart system with a corresponding fee structure. In FY 2017, all customers, regardless of cart size, will see an increase of 3% on their monthly bill amounts. Customers with small carts will see a monthly increase of \$0.35, those with medium carts will see an increase of \$0.44, and those with large carts will see an increase of \$0.54. These increases will accommodate increasing costs, including the cost of replacing solid waste vehicle equipment. In addition, single-stream recycling will be implemented during the summer of 2016. Residents will not see an increase in fees to cover the cost of the program.

6. Enterprise Fund Revenues (18%) \$44,516,502

The City of Davenport has 13 enterprise fund operations: Sewer Operations, the Water Pollution Control Plant, District Main, Solid Waste (garbage collection), Clean Water (stormwater), Parking, Transit (Citibus), Airport, Heritage High Rise, Scattered Sites (Section 8 Housing), the RiverCenter, three Golf Courses, and the River's Edge. The revenues generated from these operations are designed to completely support each respective system.

clean water

In order to more effectively and quickly address stormwater infrastructure projects, the City Council approved a \$0.07 increase per month per equivalent residential unit (ERU) for FY 2017. The \$0.07 increase allows the city to continue efforts to mitigate the negative impacts of stormwater runoff.

sewer operations

Following an update to the sewer rate study undertaken at the end of 2013 and a series of City Council work sessions, rate increases were approved for FY 2017 and FY 2018. Both residential

